

Lincoln College Undergraduate Admissions Report

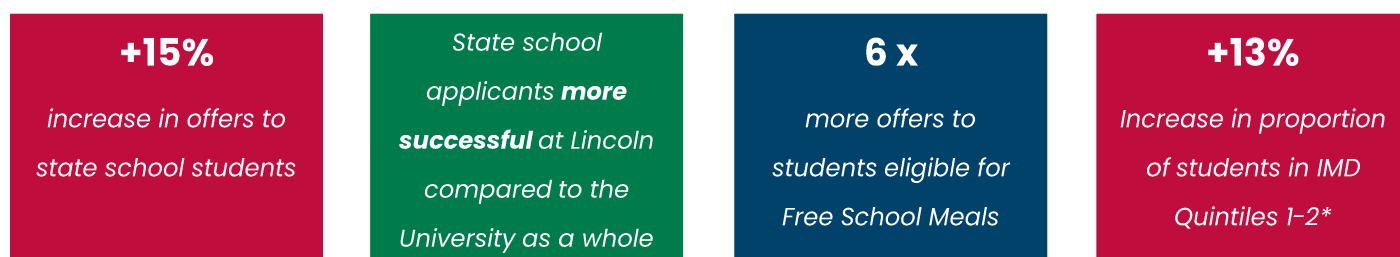
2026

As part of Lincoln's commitment to widening participation, we publish a yearly summary of our undergraduate admissions statistics. This report shares who applies, who receives offers, and how our student population is changing over time.

Since 2021, the number of applicants to the University of Oxford selecting Lincoln as their preferred College has **increased steadily** from 441 students in 2021, to 522 students in 2026.

We have also made some good progress in terms of widening access and participation.

Between 2021 and 2026, we have seen:

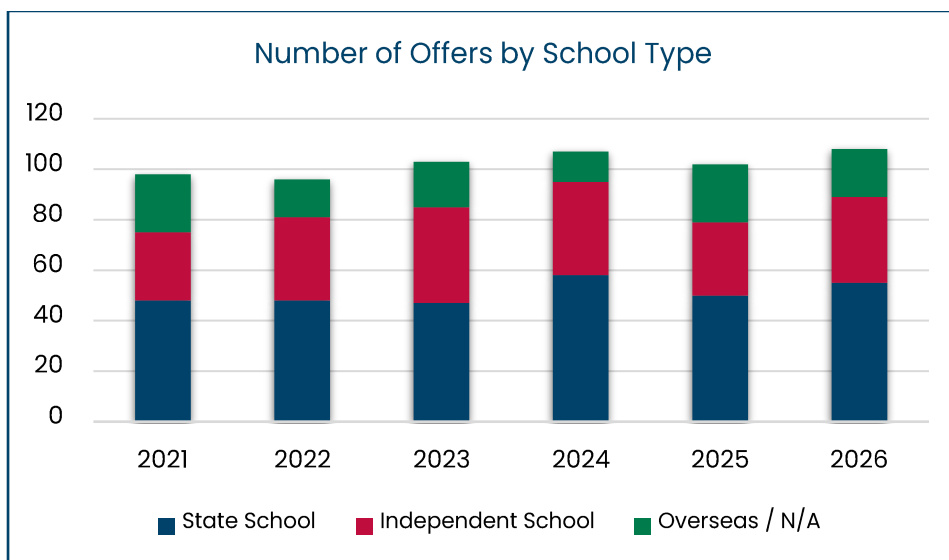


**IMD: Index of Multiple Deprivation – the English Government's official measure of relative deprivation. Quintiles 1 and 2 are the most deprived.*

However, we know that we still have further to go to ensure that Lincoln continues to attract students from all backgrounds, regardless of where they go to school or who their parents are. Therefore, this report also outlines some of the new initiatives we are launching to help us achieve that goal.

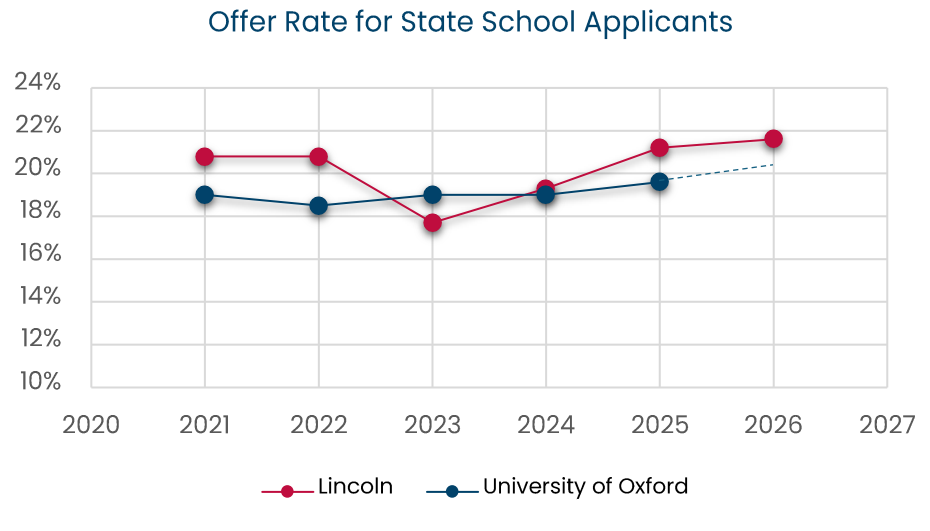
Who Receives an Offer?

School Type

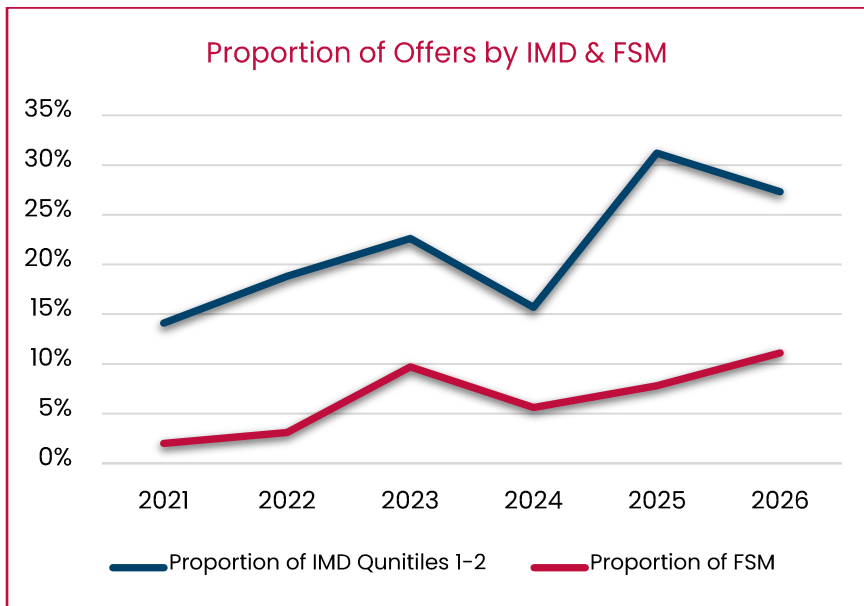


The number of our offers going to state schools has **increased steadily** since 2021

Compared to the average for the University of Oxford, state school applicants were **more successful** at Lincoln in 5 out of the last 6 years



Socio-Economic Background

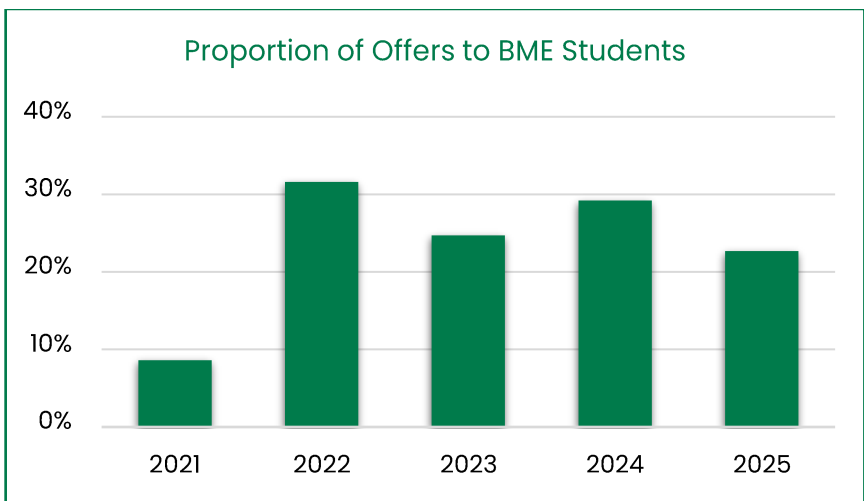


The **Index of Multiple Deprivation** (IMD) identifies areas of England with the greatest levels of deprivation. Our proportion of offer-holders from the most deprived areas (quintiles 1 – 2) has **almost doubled** since 2021

The proportion of our offer-holders eligible for **Free School Meals** – another key metric of deprivation – has increased by **almost 10%**

Ethnicity

Although our proportion of offer-holders from BME backgrounds has increased since 2021, **we still have work to do here** to ensure Lincoln is attracting students from all backgrounds and ethnicities



Looking Forwards

Despite the progress we have made over the last five years, we still have work to do:

- Across the UK as a whole, almost 80% of students achieving AAA or better at A-level are from state schools.* Both Lincoln and the University of Oxford more broadly remain a long way behind this proportion in terms of their state school intake
- 27.2% of UK students achieving AAA or better at A-level are from BME backgrounds.* In terms of our offer-holders, we have only matched this proportion in 2 out of the last 5 years. In particular we want to do much more to encourage applications from Black African and Caribbean students, as well as students of mixed race with Black African and Caribbean heritage

**Accurate as of 2021*

To help address these challenges, we are introducing a number of new targeted initiatives. The details of some of these will be revealed in the coming months. However, today we are very pleased to announce the launch of the 'Lincoln Letters' Programme:



In 2017, the Department for Education [published a report](#) on a large scale trial which saw letters written by university students sent to high achieving young people during their first year in sixth form, encouraging them to aim higher in their choice of Higher Education institution. The study found that receipt of such letters significantly increased the chance of a student applying to a Russell Group University from 19.9% to 23.2%.

Next academic year, Lincoln will be piloting its own 'Lincoln Letters' scheme with four large state schools in our link regions of Lincolnshire and Northamptonshire. We hope that putting our undergraduates in contact with high-achieving Y12 students from similar backgrounds will help dispel some of the myths about what Oxford is like, and encourage students to consider the University as a very real option.