



This Guide outlines what you can do to make Lincoln more sustainable and includes the College's current waste policy (as of February 2024).

Overview

1. Waste Policy
 - a. Quick Summary
 - b. Detail
 - c. Finding your bins
2. Cycling in Oxford
3. How to get further involved in sustainability in Oxford and Lincoln
4. Understanding your Heating:
 - a. For residents at The Mitre, Bear Lane, Little Clarendon Street, St John's Street and Divinity Road: standard valves
 - b. For residents at Museum Road: electric heating
 - c. For residents at the Main Site, Staircase 15 and Lincoln House: EcoSync


1. Waste Policy

a. Quick Summary:

- Overfilling bins: student responsibility
- General Waste: scout responsibility
- Glass Waste: student responsibility
- Food Waste: student responsibility
- Dry Mixed Recycling: it is student responsibility to bring to nearest recycling point/kitchens (main site MCR, JCR & Turl Street Garage; Bear Lane kitchens; Museum Road kitchens; Little Clarendon Street kitchens)

DRY MIXED RECYCLING

A convenient and space-saving option for multi-stream recycling. All containers must be clean, empty and dry.

- ✓ Paper and cardboard
- ✓ Drinks cans and food tins
- ✓ Plastic bottles, containers & trays that feature: 

- ✗ No black food trays
 - ✗ No food or drink contamination
- Materials must be loose or contained within clear sacks



FOOD WASTE RECYCLING

The cleanest and greenest option for disposing of food waste.

- ✓ Out-of-date food
- ✓ Leftover scraps and peelings
- ✓ Tea bags and coffee grounds
- ✓ Meat and fish (raw or cooked)

- ✗ No packaging



MIXED GLASS RECYCLING

For all types of glass packaging.

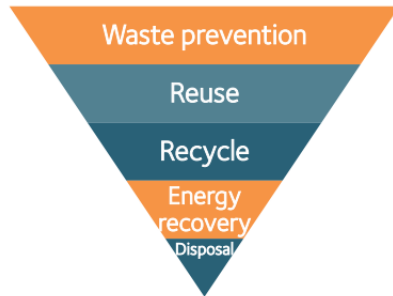
- ✓ Glass bottles (all colours)
- ✓ Glass jars (without lids)
- ✓ Glassware

- ✗ No heat-proof glass (e.g. Pyrex)
- ✗ No sacks or bags



b. Detail:

In Lincoln College, waste is a shared responsibility – we count on everyone doing their part! Thus, please do not add waste to overfilling bins to prevent spillage and empty the bin instead. Scouts will empty General Waste bins regularly. However, Glass and Food Waste is always your responsibility. Please regularly bring these out to your site's main bins. For Dry Mixed Recycling it is your responsibility to bring this to the nearest recycling point (main site MCR, JCR & Turl Street Garage; Bear Lane kitchens; Museum Road kitchens; LCS kitchens).



Waste hierarchy diagram

Preventing waste is the first step to reducing waste issues. Consider which items you need and act accordingly. Please consider that there is limited storage in College between terms so it is best to only bring what you need for each term. When you no longer require items which can still be used, reusing them is the best way to go about this. Charity shops will take many items (and can also sell you what you may need at the start of term). You can find more information about what to do with unwanted textiles and electrical items on the [City Council website](#). Furthermore, at the end of the year in Trinity Term, Lincoln organises a charity collection for things you no longer need but are perfectly usable. Look out for information about the British Heart Foundation Collection towards the end of Trinity.

For items that cannot be reused, the next step is to check whether they can be recycled. Lincoln College collects dry mixed recycling, mixed glass recycling and food waste separately. Only the remaining non-recyclable and non-hazardous items should go into general waste.

Dry mixed recycling

All containers must be clean, empty and dry.

- Paper and cardboard
- Drinks cans and food tins
- Plastic bottles, containers and trays with a recycling triangle on them saying PET 1, HDPE 2, PVC 3, PP 5, or PS 6
- Do not add black food trays
- Do not add items with food or drink contamination

Food waste recycling

The cleanest and greenest option for disposing of food waste.

- Out-of-date food
- Leftover scraps and peelings
- Tea bags and coffee grounds

- Meat and fish (raw or cooked)
- Do not add packaging

Mixed glass recycling

For all types of glass packaging.

- Glass bottles (all colours)
- Glass jars (without lids)
- Glassware
- Do not add heat-proof glass (e.g. Pyrex)
- Do not use sacks or bags to hold the items

For more information and an accessible version check out the University's [Waste Guide](#) and [SELECT – Waste Management & Recycling Services](#).

c. Finding your bins:

Main Site

The bins for main site, SC15, Lincoln House and the Mitre are located in the Garage. There are now also food waste bins on main site.

Dry Mixed Recycling bins



Glass Recycling bins



General Waste Bins



Little Clarendon Street

The bins for Little Clarendon Street can be found at the back of the yard.



Bear Lane

The bins for Bear Lane can be found towards the Bear Lane entrance.

Dry Mixed Recycling and Food Waste bins



Glass Recycling and General Waste bins



Museum Road

The bins for Museum Road can be found at each end of the yard turning left or right from the lodge.

Dry Mixed Recycling, and Food Waste (left)



General, Food and Glass Waste (right)



Divinity Road and St Johns Street

Please be aware that waste is collected by the City Council at these sites and different rules apply, which you can find [here](#). Blue bins are recycling and green bins are general waste on these sites.

2. Cycling in Oxford

If you want to learn to ride with confidence, the University provides up to six hours of [free bike training](#). We also recommend that you register your bike on the [national Bike Register](#) at one of the University's events and that you get a Strong D-lock and good bike lights, both of which are [available at a discount from the University](#). You may also want to consider renting a bike daily or termly through [OxBikes](#). The University also has useful information and resources to help [keep your bike in good repair and secure](#).

You must register your bicycle with the Lodge immediately upon your arrival in College and collect a sticker which should be placed on your bicycle. The College undertakes periodic checks and disposes of unregistered bicycles. Storage for bicycles is provided in the following areas:

- The basement beneath the garage on the west side of Turl Street
- The basement below the Lodge at Museum Road, and in the racks behind the EPA Centre
- To the east of the building at Little Clarendon Street
- On site in Bear Lane

To find your way around Oxford you can check out this [Oxford Online Cycle Map](#) (focused on Low-traffic routes in the city) as well as the [Oxford Cycle Map](#).

3. How to get further involved in sustainability in Oxford and Lincoln

College is committed to sustainability and members are encouraged to act sustainably both within the College and without. Here are some tips to help you reduce your impact on the planet:

- **Switch off** all electrical items, especially computers, when not in use.
- Remember that **heating water is highly energy intensive**, so please consider reducing your hot water use by keeping to lower heating temperatures (setting your heating to one degree lower can save 8% of heating energy), showering only as long as you need, and washing your laundry at 40C and lower
- Alert the maintenance team to anything which **needs fixing (especially taps, lights and the like)** and to any particularly draughty windows or doors.
- **Vegetarian and vegan meals** are available in Hall and Deep Hall for those who wish to reduce their meat consumption on environmental and other grounds.
- Bringing your own **KeepCup for hot drinks in Deep Hall gets you a discount** and saves on single use items.
- Please only bring what you need to Oxford as there is only storage for International Students between Terms. There are various **local charity shops** offering a whole range of items if you find you need something, and which will take items you need to pass on.
- To find more information you can also have a look at the [Oxford SU Sustainability Hub](#), the [Students Organising for Sustainability Website](#), as well as the [Sustainable Students Oxford Website](#). You can also check out the student union's [Garden Guide](#) if you would like to explore some green spaces.
- Contact your Ethics and Environment Rep or the Sustainability Coordinator if you would like to **get involved in the [Green Impact Team at Lincoln](#)!**

4. Understanding your Heating

The three key rules of thumb for efficient heating are:

1. **Open windows fully for 5 minutes to get fresh air** and then close them again so that your room remains nice and warm.
2. Turn **the heating off when you leave your room**. This is a major saving as heating requires a lot of energy.
3. With traditional radiator valves only turn the heating to 2-3 as this will keep the temperature at a nice and **comfortable level of around 20C**. Anything above that will tend to mean you overheat, causing stuffy air and wasted energy.

Lincoln College has various different heating systems. Generally, the heating is on 6am-11pm. If you notice any issues with your heating, please notify the maintenance team through the usual [Accommodation Portal](#). Have a look at your site below to understand how your heating works.

a. For residents at The Mitre, Bear Lane, Little Clarendon Street, St John's Street and Divinity Road: standard valves

These sites are heated through various boilers using gas to heat water. Lincoln is working on a long-term plan to change this. However, while we still use gas, turning the heating to freeze protection setting (the snowflake symbol) whenever you leave a room empty will lead to substantial savings of both gas and carbon emissions.

b. For residents at Museum Road: electric heating

At Museum Road the heating in your rooms is fully electric, meaning that your heating is gas free! However, even renewable electricity use is associated with emissions so please also ensure you do not waste heat. In the EPA building your heating is linked to a movement sensor so will come on automatically if you move in your room.

c. For residents at the Main Site, Staircase 15 and Lincoln House: EcoSync

These sites have the most advanced temperature control system in College as the radiators are fitted with smart thermostat valves which help to save energy. If you want to change the temperature all you need to do is **Scan** the QR code and **Set** the temperature. If you **Go** elsewhere, do please let the room know that you are 'out' of it as this will save gas and thus cut carbon emissions. Please remember that by setting your heating to one degree lower, you will be saving on average 8% in heating energy and thus 8% of your heating-related emissions.

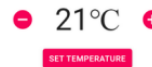


- **Scan the Roommate QR code**

Look for Hugo the friendly polar bear and scan his QR Code

- **Set your comfort temperature**

Fine tune the temperature to your personal taste, within the limits set by your organisation



- **Go about your usual business**

that's all there is to it, just remember to update your In/Out status as you come and go to help reduce your carbon footprint



Please reach out to Peter Nitsche-Whitfield, Lincoln's sustainability coordinator, via sustainability@lincoln.ox.ac.uk if you have any further questions.